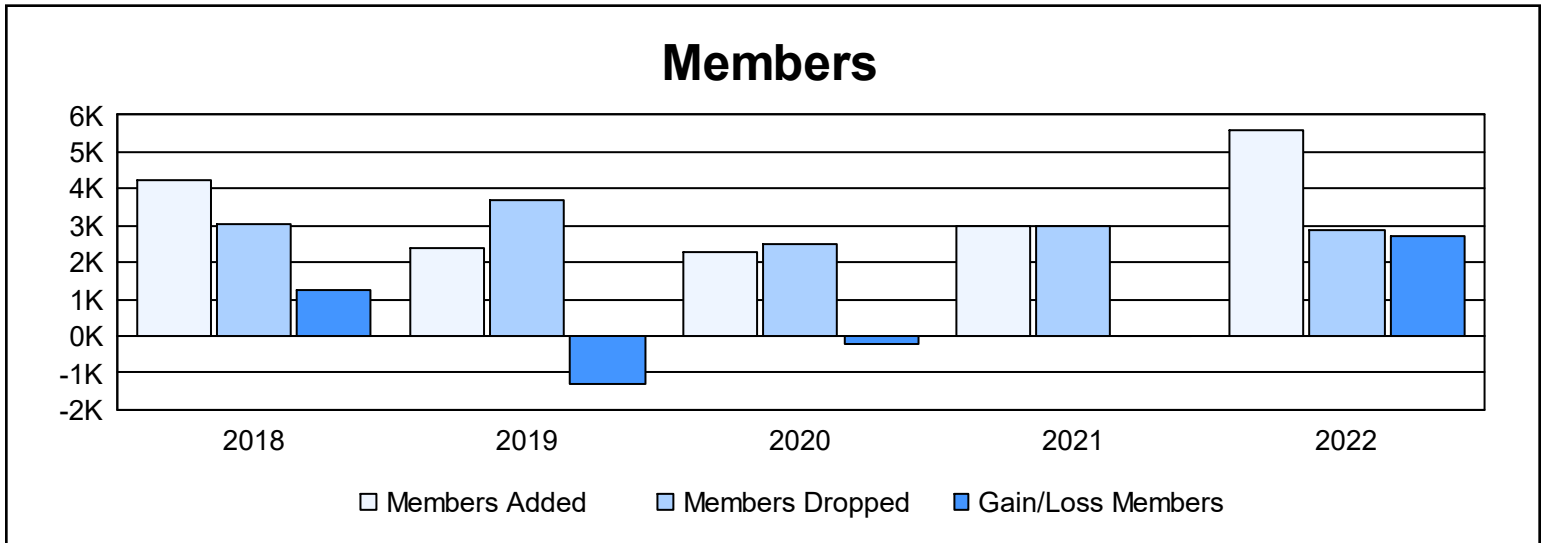
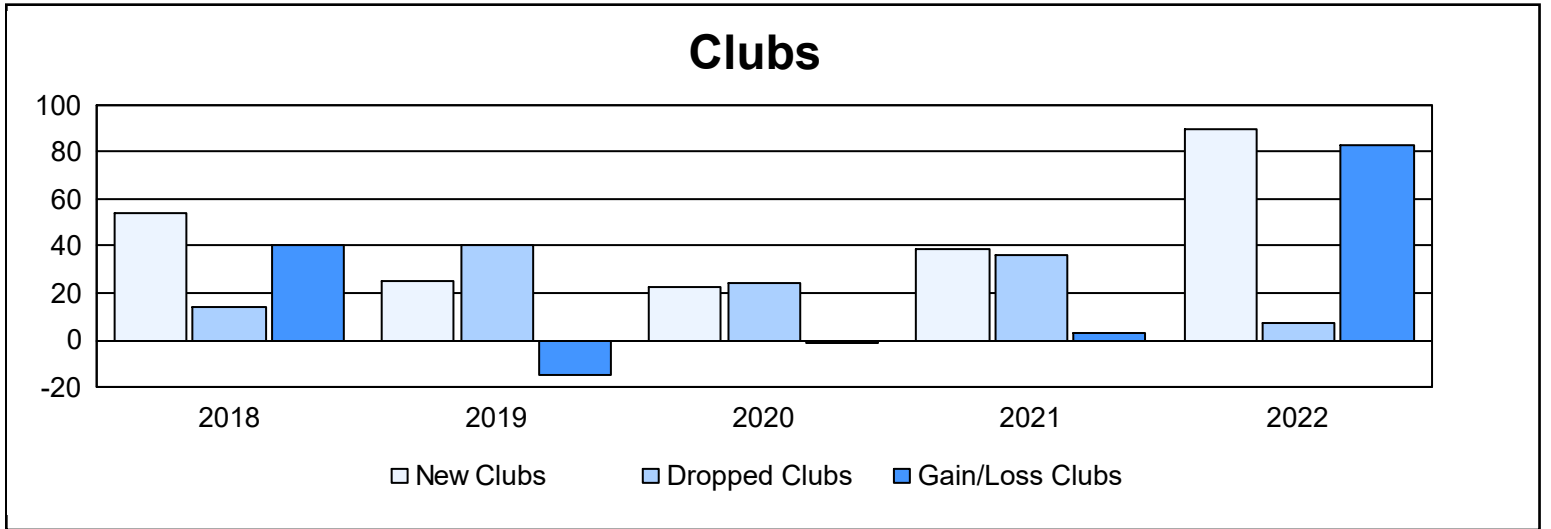
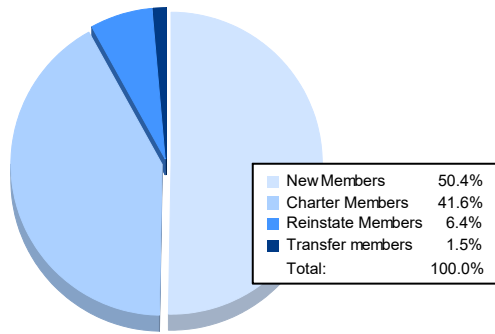


| Year | New Clubs | Dropped Clubs | Gain/ Loss Clubs | New Members | Charter Members | Reinstate Members | Transfer Members | Total Member Added | Total Members Dropped | Gain/ Loss Members |
|----------------|-----------|---------------|------------------|--------------|-----------------|-------------------|------------------|--------------------|-----------------------|--------------------|
| 2017-2018 | 54 | 14 | 40 | 2,394 | 1,431 | 369 | 66 | 4,260 | 3,012 | 1,248 |
| 2018-2019 | 25 | 40 | -15 | 1,121 | 791 | 422 | 79 | 2,413 | 3,704 | -1,291 |
| 2019-2020 | 23 | 24 | -1 | 1,393 | 652 | 191 | 44 | 2,280 | 2,502 | -222 |
| 2020-2021 | 39 | 36 | 3 | 1,574 | 1,088 | 255 | 75 | 2,992 | 2,986 | 6 |
| 2021-2022 | 90 | 7 | 83 | 2,814 | 2,324 | 360 | 85 | 5,583 | 2,872 | 2,711 |
| Average | 46 | 24 | 22 | 1,859 | 1,257 | 319 | 70 | 3,506 | 3,015 | 490 |



Membership Composition June 2022 Cumulative



Gender Composition June 2022 Cumulative

